


RICE HYDRO, INC.
MANUFACTURER'S ASSEMBLY & OPERATING INSTRUCTIONS:
MTP'S MANUAL HAND OPERATED
HYDROSTATIC TEST PUMPS UP TO 1500 PSI

FOR WARRANTY REGISTRATION CALL: 1-800-245-4777




**SHOWN WITH OPTIONAL
RESERVOIR TANK**

INSTRUCTIONS

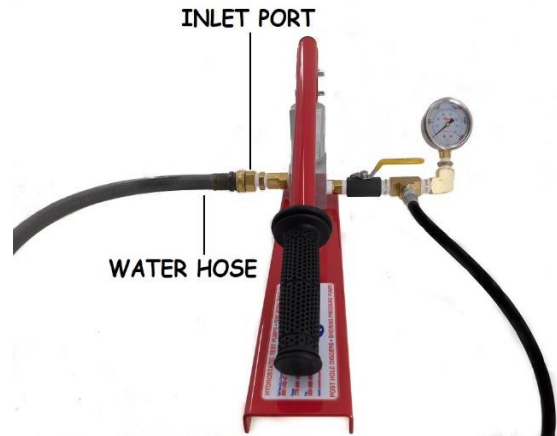
Step 1.

Connect the rigid end of the HIGH PRESSURE OUTLET HOSE to OUTLET PORT.




Step 2.

Connect Water Hose to INLET PORT located at the bottom.




Step 3.

Open OUTLET BALLVALVE to let water flow.




Step 4.

Use RUBBER GRIP handle to crank up and down to build pressure.



Step 5.

One-way CHECKVALVE prevents water from flowing back, no back-bleeding.



Step 6.

Close OUTLET BALLVALVE when desired pressure is met.

